

# WRX STI



**SUBARU**

*Confidence in Motion*





## WRX STI

Built for drivers.

Driven to be amazing.

No other car drives like it, because nothing else is built like it. Every Subaru is engineered with a deep commitment to you as a driver. Each has the power to put your mind at ease, and to enhance every aspect of your driving experience. The engineering insights that make a vehicle a Subaru make it reassuring, more versatile and more exciting. That's why, among other advanced performance technologies, the all-new 2015 WRX STI is built with its one-of-a-kind Symmetrical All-Wheel Drive system at its core. As its balanced, low-centre-of-gravity drivetrain bites the pavement with all four wheels, acceleration intensifies, your confidence expands, and every corner ignites a new passion for driving.



Introducing the all-new WRX STI

**WRX STI**





## WRX STI

An athlete's soul.

A champion's heart.

A high-performance  
legend reborn.

For fans of motorsport worldwide, it takes just three letters to spell thrilling performance: STI. The all-new 2015 WRX STI offers fresh styling, but the hood scoop and dramatic, downforce-generating rear spoiler leave no question about what it is, or what it's built for. Beneath the surface, it generates performance that is more focused and more invigorating than ever.







## WRX STI

Dial it in. Dial it up.

Take control,

and take it to the limit.

From the moment you first fire it up, the all-new WRX STI all but begs you let it loose on whatever curvy stretch of asphalt you can find. Its frame has been made 40%\* more rigid for unbelievable controllability, and to make the most of every bit of ferocious grip coming from its exceptionally balanced Symmetrical All-Wheel Drive powertrain. Its track-tuned suspension is more responsive than ever with more rigid pillow ball bushings, an increased spring rate, stiffer front and rear stabiliser bars and additional rear subframe supports. This torsional rigidity and stability has reduced body roll by 16%\* and has helped increase lateral acceleration by 7%\*. It also features the Multi-mode Driver's Control Centre Differential (DCCD), which allows you tailor the torque spilt between the front and rear wheels.

\* Comparison to 2013 WRX STI. Values are measured in accordance with standard measurement of Fuji Heavy Industries Ltd.



## WRX STI

Power defines it.

You control it.

Under the aluminum bonnet of the all-new WRX STI sits the source of its breathtaking performance. A 2.5-litre turbocharged SUBARU BOXER engine generating 221 kW and 407 Nm of torque provide electrifying acceleration. But it's performance that you can modify with SI-Drive, which allows you select three different levels of response—from smooth and efficient, to totally unhinged. The engine also benefits from the Dual Active Valve Control System (Dual AVCS), which helps produce a flat torque curve across a wide rev range. And you harness that performance with a quick-shifting, natural-feeling 6-speed transmission.





## WRX STI

The confidence you need  
to seek the excitement  
you desire.

As you take the WRX STI to the edge, you'll have the peace of mind of knowing Subaru has given it exceptional safety characteristics. This includes the protection of a more resilient Ring-shaped Reinforcement Frame and new driver's-side knee air bag. With the assistance of Multi-mode Vehicle Dynamics Control featuring Active Torque Vectoring, and powerful Brembo\* brakes, your vehicle can aid you in avoiding danger before it strikes. And your power to avoid it is enhanced by the one-of-a-kind poise and grip of Symmetrical All-Wheel Drive.

\*Brembo is a registered trademark of Brembo S.p.A.





## WRX STI

Designed to  
let your instincts  
take the lead.

In high-performance driving, every flick of your wrist or dart of your eye counts. The interior of the 2015 WRX STI is designed to heighten your driving experience by putting the controls and information you need where you expect to find them. The new D-shaped steering wheel offers linear response and convenient controls for vehicle systems. Crisp electroluminescent gauges deliver information with hardly a glance, whilst the new Multi-function Display can be modified to offer wide variety of vehicle data, including a digital boost gauge. And to help keep you in position to take control, the front seats feature deep bolsters and Alcantara®\* inserts.

\* Alcantara is a registered trademark of Alcantara S.p.A.



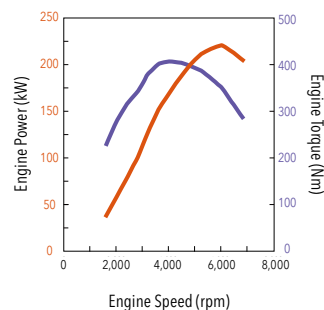
## WRX STI

### SYMMETRICAL ALL-WHEEL DRIVE

Stability reassures on the road. But stability also offers agility that excites and inspires confidence. Subaru vehicles are gifted with a superior ability to put you in charge behind the wheel, thanks to the inherently stable design of Symmetrical All-Wheel Drive, which features the SUBARU BOXER engine. The unique design of this system efficiently delivers power to all four wheels at all times for enhanced control on all roads and in poor conditions. It also allows the main components to be aligned longitudinally for excellent side-to-side balance and handling precision. What's more, it creates a low centre of gravity for engaging responsiveness. The unique advantages of Symmetrical All-Wheel Drive make for exceptionally rewarding handling and empower you to better avoid danger.



2.5-LITRE DOHC TURBO SUBARU BOXER ENGINE



**MAX OUTPUT:**  
221 kW (300 PS) / 6,000 rpm

**MAX TORQUE:**  
407 Nm (41.5 kgfm) / 4,000 rpm

**FUEL CONSUMPTION:**  
10.4 lit./100 km\*

**CO<sub>2</sub> EMISSIONS:**  
242 g/km\*

\* Fuel consumption and CO<sub>2</sub> emissions: according to EC715/2007-195/2013W.

Few motors have the same reputation for pure excitement on any road as the 2.5-litre turbo of the WRX STI. It flawlessly fuses raw power with total poise as its turbo spools almost instantaneously and unleashes power for intense acceleration. Proven over the years, its performance has been made only more thrilling in the new WRX STI.

6-SPEED MANUAL TRANSMISSION



With its short stroke, smooth and direct action, and leather-wrapped shift knob, shifting the 6-speed manual transmission lets you savour every sweep of the glowing red tachometre needle. As you match revs to extract the most of the engine's bountiful torque curve, you'll feel all the performance potential of the WRX STI firmly within your grasp.

ACTIVE TORQUE VECTORING

This new technology helps make handling more precise, whilst allowing you to push your vehicle closer to the limit. As you enter a corner and lateral g-forces take hold, the system can route power to select wheels to help you keep your intended line. This means your WRX STI responds to your steering input more immediately and more engagingly.

SPORT-TUNED CHASSIS



Years of heated competition, extensive testing and advances in materials and engineering, have combined to inspire a new chassis design for the WRX STI. Exceptional stability and lightning quick response were central to this development, as high-tensile steel was employed throughout the frame to increase its torsional rigidity and better control the vehicle's weight. What's more, the suspension was tuned to exacting standards with stiffer stabilisers, quicker spring rates, and improvements like stiffer pillow ball bushings. This expertly balances stiffness and compliance to create immediate response and an unprecedented connection between driver, car and the road.



SI-DRIVE



Subaru Intelligent Drive (SI-DRIVE) lets you adapt the driving character of the WRX STI to your needs or desires. While in Intelligent Mode [I], acceleration is smooth with an eye toward optimal efficiency. Select

Sport Mode [S] for linear response, and versatile command of every condition. To extract the maximum response from the turbocharged engine, switch to Sport Sharp Mode [S#]. It gives you the most direct throttle response and precise rev control across the entire rpm range.

MULTI-MODE DCCD



The Driver's Control Centre Differential (DCCD) allows you to dial in the centre differential locking of the WRX STI and thereby shape its handling. It adjusts both an electromagnetic multi-plate transfer clutch and

mechanical locking of a Limited Slip Differential (LSD) to apportion the torque to the front and rear wheels. Auto Mode finds the ideal power distribution for changing conditions, whilst Auto [+] keeps more power up front for increased traction. Auto [-] puts more power to the rear for tighter cornering, and the six-step Manual Mode lets you lock in your preferred handling characteristics.

SPORT GAUGES WITH LCD DISPLAY



The vital driving information you need is only a glance away with these crisp, easy-to-read gauges. Fire up your WRX STI and the needles perform a full sweep to get you

ready for the drive. A 3.5-inch LCD display located in the centre of the array can be customised to put the information you desire right in your direct field of view.

MULTI-FUNCTION DISPLAY



Positioned to be clearly visible with minimal distraction as you drive, this display shows you a variety of information that puts you in touch with your vehicle. It can even show a digital boost gauges that lets you keep tabs on your turbocharger.

MULTI-MODE VEHICLE DYNAMICS CONTROL

Multi-mode Vehicle Dynamics Control helps protect you from a detected loss of control whilst offering three distinct modes for flexible performance. Normal Mode fully engages the system. Change to Traction Mode to raise the threshold for intervention, thereby allowing you to maximise your control and the torque delivered to the wheels. You can even select Off Mode to deactivate Vehicle Dynamics Control.

ADVANCED BRAKING

The WRX STI features technologies that improve braking, and your safety. Brake Assist helps you fully engage the brakes in an emergency. And the new Brake Override can help you avoid a potential hazard by overriding the gas pedal input if both the brake and gas pedal are pressed at the same time.

AIRBAGS



The WRX STI offers front SRS\*1 airbags, front-side and curtain SRS\*1 airbags, and also the new knee airbag, which helps protect the driver's lower extremities.

BREMBO\*2 BRAKES

The ultimate name in high-performance braking, Brembo\*2 produces uncompromisingly powerful brakes that can take the punishment of hard driving. Large calipers and vented discs will give you an extra level of precision and control as you take your WRX STI to the limit.

\*1 SRS: Supplemental Restraint System. Effective when used in conjunction with seatbelts.

\*2 Brembo is a registered trademark of Brembo S.p.A.



**WRX STI** With 6-speed manual transmission

DIMENSIONS.....L x W x H: 4,595 x 1,795 x 1,475 mm  
 ENGINE.....Horizontally-opposed, 4-cylinder, turbocharged DOHC, 16-valve, petrol.  
 CAPACITY.....2,457 cc  
 MAX OUTPUT.....221 kW (300 PS) / 6,000 rpm  
 MAX TORQUE.....407 Nm (41.5 kgfm) / 4,000 rpm  
 TRANSMISSION.....6MT, DCCD AWD

**WRX STI** With 6-speed manual transmission

DIMENSIONS.....L x W x H: 4,595 x 1,795 x 1,475 mm  
 ENGINE.....Horizontally-opposed, 4-cylinder, turbocharged DOHC, 16-valve, petrol.  
 CAPACITY.....2,457 cc  
 MAX OUTPUT.....221 kW (300 PS) / 6,000 rpm  
 MAX TORQUE.....407 Nm (41.5 kgfm) / 4,000 rpm  
 TRANSMISSION.....6MT, DCCD AWD



WR Blue Pearl



Ice Silver Metallic







LED Headlamps with Auto Leveliser



Power Sliding Tilt-adjustable Glass Sunroof\*



Large Rear Spoiler\*



8-way Power Adjustable Driver's Seat\*



Dual Automatic Air-conditioning System



SD Card Type Navigation and Harman/Kardon + Premium Audio System : 1-CD and 9 Speakers with 1 Amplifier\*



18-inch Forged BBS Aluminium Alloy Wheels (High Lustre)\*



18-inch Aluminium Alloy Wheels (Dark Gun-metallic)



Rear Diffuser and Twin Dual Tail Muffler



USB and Auxiliary Audio Input Jack (in the centre console box)



Aluminium Pedals



Rear Vision Camera System\*

\*Optional.

## ACCESSORIES



### Personalise your ride.

Whilst every WRX STI comes generously equipped, Subaru accessories are the perfect way to tailor your Subaru to your life and your style. Whether you want to add convenience, enhance functionality, or personalise your WRX STI's appearance, Subaru accessories are designed to provide the same fit and quality as your Subaru vehicle. For more details, ask for the accessory brochure or visit your nearest Subaru dealer.



Door Visor



Exhaust Finisher



Carpet Mat



Quick Shift



Leather Shift Knob



Side Sill Plate

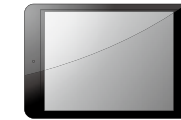
## SUBARU DIGITAL EXPERIENCE



### eBrochure

Experience the Subaru dynamic eBrochure for more details including videos, photos and more.

[subaru-global.com/ebrochure](http://subaru-global.com/ebrochure)



### iPad Apps

Download an app to your iPad for a more interactive experience with videos, demos and more.

[subaru-global.com/ipad](http://subaru-global.com/ipad)

### Web Homepage

Visit our global homepage for complete information and news about Subaru and our vehicles.

[subaru-global.com](http://subaru-global.com)

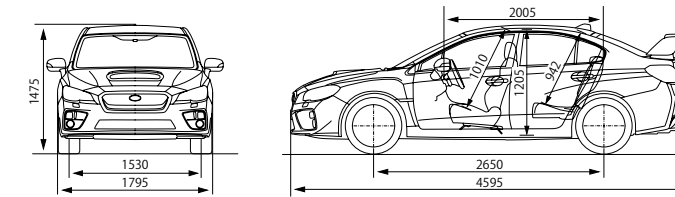
### YouTube

Subscribe to our channel to see all the latest videos and join the conversation about Subaru.

[youtube.com/user/SubaruGlobalTV](http://youtube.com/user/SubaruGlobalTV)

## DIMENSIONS

WRX STI 4door



Dimensions are measured in accordance with standard measurement of Fuji Heavy Industries Ltd.

Fuji Heavy Industries Ltd. reserves the right to alter specifications and equipment without notice. Details of specifications, equipment, colour availability and the accessory lineup are subject to suit local conditions and requirements. Please inquire at your local dealer for details of any changes that might be required for your area.





**SUBARU**

*Confidence in Motion*

**FUJI HEAVY INDUSTRIES LTD.**

[subaru-global.com](http://subaru-global.com)

Printed in Belgium (15GTXXXX-01)